

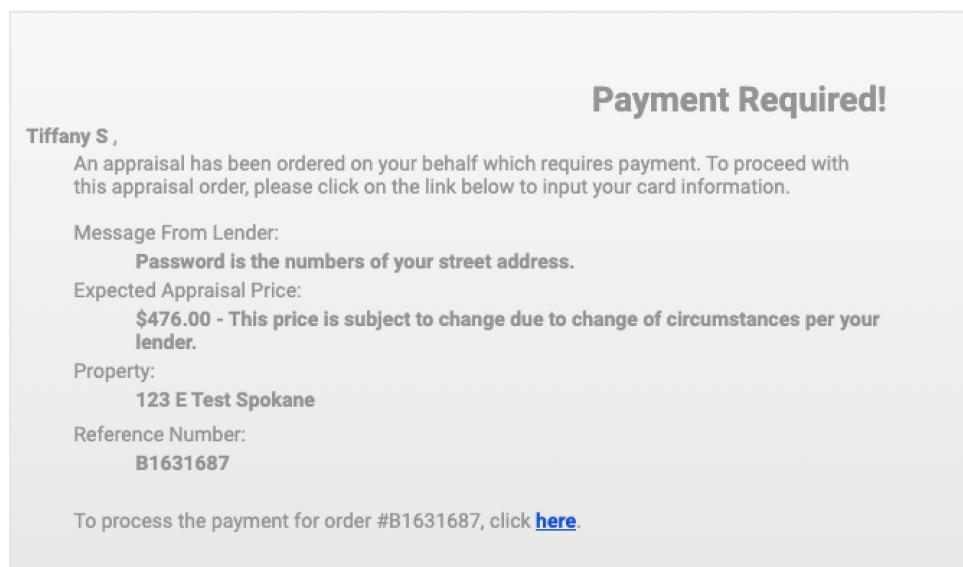
Securely Paying for Your Appraisal via Credit Card



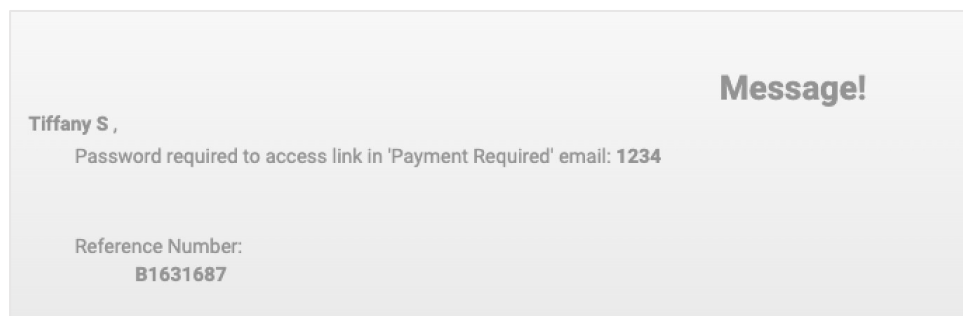
Champions Funding, LLC requests appraisals and payment through our secure vendor Appraisal Firewall. Appraisal Firewall maintains the highest data security standards available. Be assured your information will be handled with absolute privacy and security when you submit your payment information.

When paying for your appraisal, you will receive 2 secure emails. One will notify you that your Champions/Broker/Loan Officer has requested you pay for your appraisal, and the second email will contain a secure password to log in to the secure payment portal. Payment must be made before the appraisal appointment is scheduled.

1. The first email you receive includes access to the payment link at the bottom. It may also include the amount that the card will be charged. It will look similar to this;



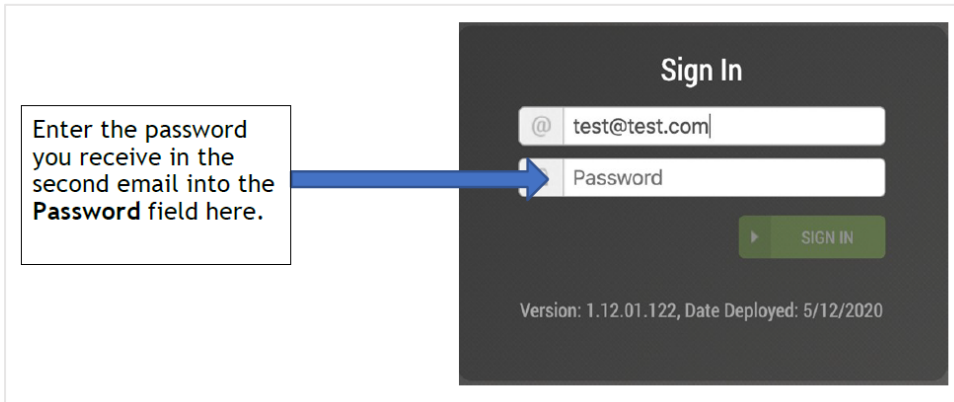
2. The second email you receive will be the password Champions/Broker/Loan Officer has assigned to you (for example, it may be the numbers of your street address). Here is a sample of what the email will look like.



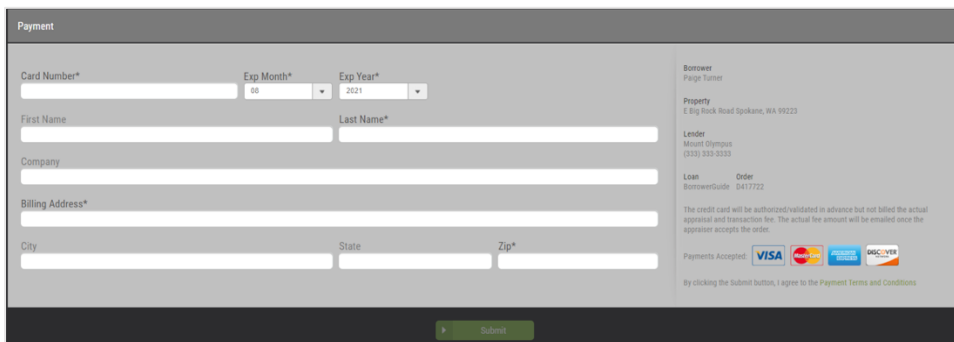
Securely Paying for Your Appraisal via Credit Card



When you click the link in the first email, you will be taken to a log in screen where you will be prompted to enter the password sent to you in the second email. The email address shown here is the email address on file at your Broker's office.

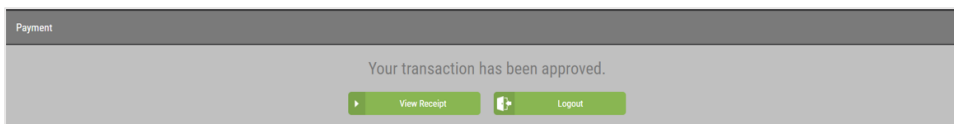


The payment portal will make sure that this is a secure login. When your login is approved, you will see this screen.



Fill out the information on this screen. Make sure and complete the required fields that are marked with an asterisk. When all required fields are complete, click the green Submit button.

Once you submit your payment, you will be directed to a page where you can view your receipt or logout.



Payment confirmation will be securely sent to Champions Funding, LLC, and upon completion of the appraisal order, you will have paid for your appraisal. You will then receive a payment receipt email with a link to your receipt.

Securely Paying for Your Appraisal via Credit Card



CC PAYMENT!

Your credit card has been used for the appraisal in association with your real estate loan for property:

123 main st
Spokane, WA 99203

Credit Card Receipt for your records:

[CC Receipt](#)

Please contact your Loan Officer with any questions:

Alaskan Branch
1111111111

When you click the CC Receipt link, you can view detail about the transaction for your records and for comparison on your credit card payments. It will look like the below screenshot. Please note that the amount your card will be charged may not be shown since pricing can change based on the unique circumstances of your loan transaction.

Authorization Receipt

Your credit card has been charged by: SharperLending Solutions for your appraisal.

Billed To:

John Smith
123
, 99203

Reference #: D416097

Loan #: 45435

Receipt Date: 07/15/2020

Borrower:

John Smith

Item Description:

Test Bank Co. has placed an order on your behalf for an appraisal in the name of Test Banking Co. to be used in association with your real estate loan.

The credit card for Smith ending in 1111 will be billed once the appraiser accepts the request. This price is subject to change per your lender. You will see a charge on your credit card statement from SharperLending Solutions.

Please call Appraisal Firewall Customer Service with any questions at (800)452-1174.

Your card will not be charged until an appraiser accepts the order. Once an appraiser has accepted the order, this will trigger the transaction to go through. On your mobile banking or bank statement, you will see SharperLending/Appraisal Firewall reflected along with the amount. SharperLending/Appraisal Firewall is shown on your statement since Appraisal Firewall is processing the payment.

If you are still having issues, please contact your Loan Officer to resend a payment link.